

CHRYSLER SAILBOATS



CHRYSLER 26 CRUISER • CHRYSLER 22 RACER/CRUISER • CHRYSLER 20 DAY CRUISER • BUCCANEER SLOOP • MUTINEER DAYSAILER • DAGGER PERFORMANCE HULL • PIRATEER DINGHY

Chrysler 26

One of the most cruise-able, race-able 26-footers to breeze onto the sailing scene in years, Chrysler 26 comes with swing keel and rudder to make her easily trailerable, or with a fully molded fixed keel and spade rudder. She's available with a built-in transom mount for "Sailor" outboards, or a 7½-hp. diesel auxiliary with sailboat drive.

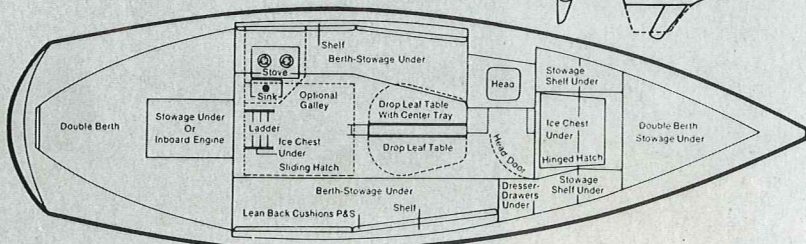
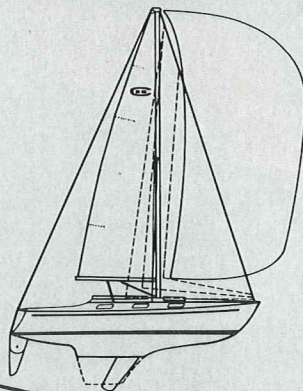
She's extremely stable, yet instantly responsive. She comes with mainsail, genoa, standing and running rigging standard. She features a big, self-bailing cockpit and spacious cabin with 6' standing headroom. She sleeps 6 on full 6'3" deeply-cushioned berths (separate forward and after cabins). She offers real live-aboard luxury with dinette, deluxe trim, enclosed toilet area, bulkhead mirror and storage galore. Eight windows and two hatches make her bright and airy. A smooth main cabin liner makes her easy to maintain.

STANDARD: Sleeping for 6 (forward v-berth, double stern berth, two single side berths). Dinette table, chart/cutlery locker, cupboard. Smooth main cabin inner liner. Deluxe cabin trim. Bulkhead mirror. Enclosed toilet area. Plenty of storage. Wide, translucent companionway hatch with teak boards, hasp. Translucent foredeck hatch. Self-bailing cockpit. Cockpit hatch (to wet storage locker). Sealed fuel tank with hatch. Split backstay. 2-tone skid-resistant deck. Hinged mast step. Anodized aluminum mast, boom. Mast carrier. Dacron mainsail. 110% Dacron genoa. Dacron running rigging. Adjustable stainless-steel standing rigging. Harken blocks. Full-length combination toe rail/genoa track. Choice of: fixed keel; or swing keel with lock, silent pennant, winch. Inboard tiller with adjustable up-down rudder (stainless cheeks, rudder post). Mainsail outhaul, downhaul.

OPTIONS: Bow pulpit. Stern rail. Lifelines, stanchions. Winches for halyards, sheets. Portable 48-qt. ice chest. Built-in galley (2 burner alcohol stove w/stainless cover, stainless-steel sink, 5-gal. water tank, 25-qt. ice chest). Portable toilet, or permanent toilet with holding tank. Privacy curtains. Mosquito screens. 7.5-hp. diesel inboard w/sailboat drive, remote controls, 12-gal. fuel tank. Built-in transom outboard mount. Bimini top. Canvas rail curtains for cockpit area. Stern boarding ladder. Backstay adjuster. Cabin, running lights. Mainsail cover. Spinnaker with pole, fittings. Working jib. 130%, 150% and 170% genoas. Cockpit cushions. Boom vang. Mainsail jiffy reefing. Self-tacking jib boom kit. Mast-raising bridle. Cradle. Cockpit cover.



SPECIFICATIONS: O/A length 26'. Waterline 22'. Beam 8'. Draft: Swing Keel 2'3"-6'2"; Fixed 3'11". Displ.: Swing Keel 5000 lbs., Fixed 5500 lbs. Ballast: Swing Keel 1900 lbs., Fixed 2400 lbs. Sail Area (sq.): Main 106, 110% Lapper 151. Recommended Power: Chrysler "Sailor" outboards. Colors: Red hull w/white deck/striping; or white hull/deck w/red striping. Consulting designer: Halsey C. Herreshoff.



Chrysler 22

Owners tell us Chrysler 22 is the biggest 22-footer they've ever been aboard. She has as much space as many larger boats. She comes as a trailerable swing-keel or fixed-keel model; also as a rugged, sturdy, 6'3" standing-headroom "Pop-Top" model.

She sails with amazing stability. Safety includes foot-gripping deck surfaces, self-bailing cockpit, self-righting capability and foam flotation.

Rugged New "Pop-Top" Chrysler 22

Now you can have full, 6'3" walk-around headroom in the main cabin of your "Pop-Top" Chrysler 22. The cabin top itself quickly converts to an extra-sturdy "Pop-Top." Just unsnap the fasteners, set the forward end into a special mast fitting, lift the after end, and slip pins into the four telescoping struts. It opens a whole new vista of cruising comfort and roominess.

The "Pop-Top" snuggles back onto the deck into a soft, water-seal cushion. Snap the fasteners and off you go, dry and comfortable, rain or shine. All four struts telescope neatly out of sight.

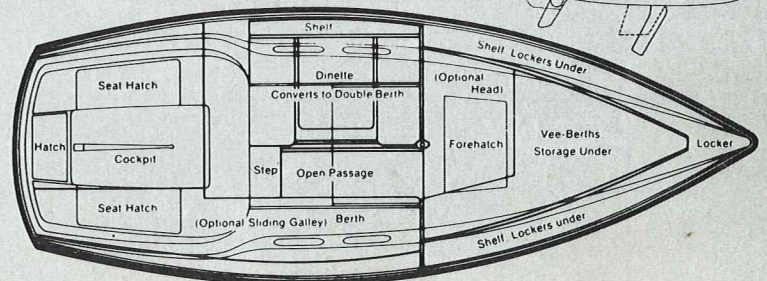
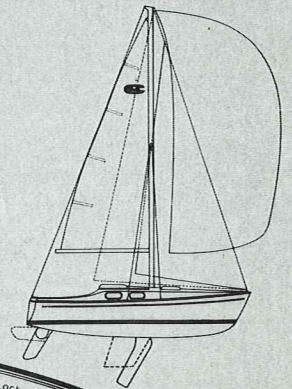
Up or down, the full-width hatch slides forward to the mast—and all the way back for sturdy overhead protection. "Pop-Top" model available with swing keel only.

STANDARD: Cabin—5 cushioned berths (6'3"). Dinette table. Fiberglass liner. Port/starboard windows. Sliding hatch with teak boards. **Cockpit**—Self-bailing. Sealed storage for fuel tank. Thru-hull pivot-up rudder. 2 seat hatches, storage under. **On Deck**—Skid-resistant surfaces. Translucent foredeck hatch. Hinged mast step. Mast carrier. Anodized aluminum spars. 5-oz. Dacron mainsail and 110% genoa. Halyards and sheets. Mainsheet traveler. Adjustable stainless-steel standing rigging. Cleats, hardware. Harken blocks. Full-length aluminum toe rail/genoa track. **Hull**—Hand-layup reinforced fiberglass. Foam flotation in both swing keel and fixed keel models.

OPTIONS: Bow pulpit. Stern rail. Lifelines, stanchions. Slide-away galley. Ice chest. Bimini cockpit top. Rail curtains. Mainsail cover. Cockpit cover. Privacy curtains for toilet, windows. Boarding ladder. Outboard bracket. Toilet with holding tank, or portable toilet. Backstay adjuster. Cabin, running lights. Mosquito screens. Winches. Jiffy reefing. 130% genoa. 150% genoa. Spinaker, pole and fittings. Self-tacking jib boom kit. Working jib. Cockpit cushions. Boom vang. Cradle. Mast-raising bridle. "Pop-Top" only: Privacy curtains, mosquito screens for "Pop-Top."



SPECIFICATIONS: O/A length 22'. Waterline 19'. Beam 7'9". Draft: Swing Keel 1'11" to 4'6"; Fixed 3'9". Displ. 3000 lbs. Ballast: Swing Keel 825 lbs.; Fixed 1010 lbs. Sail Area (sq.): Main 88, Jib 84, 110% Lapper 114. Mast Length 26'6". Recommended outboard: Chrysler 4, "Sailor" 150 or 250. Colors: White hull, blue stripes, or light blue hull with white stripes (n/a with "Pop-Top"). Consulting designer: Halsey C. Herreshoff.



New Chrysler 20

Chrysler introduces the "day cruiser." A self-righting, self-bailing 20-footer that brings you the best of both daysailer and cruising sloop design!

Her spacious cockpit (where sailing families spend most of their time) is a whopping 10' long. There's a molded-in fuel tank locker; seats that can convert to extra berths; convenience options like dinette table, remote outboard controls and more.

The surprisingly big cuddy cabin has provisions for full-length V-berth cushions, an optional marine toilet, two quarter berth cushions, galley and ice chest.

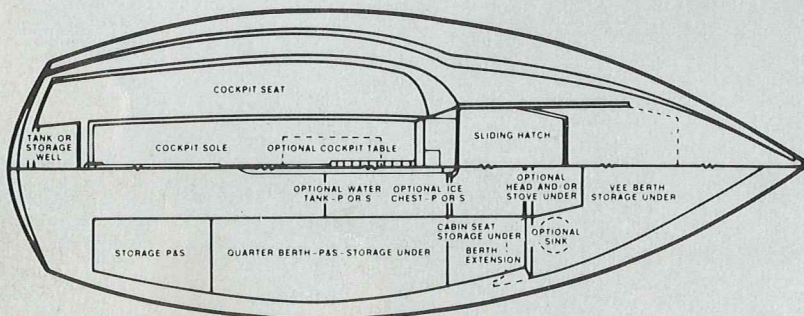
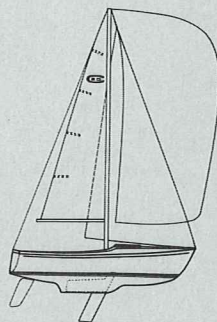
The easy-up-down swing keel with built-in lock and silent pennant is recessed in a ballasted half keel for extra room inboard. Foam flotation makes her safe and quiet. When the wide cabin hatch is open there's standing headroom in the galley area. Cockpit seats and deck surfaces are textured for non-skid safety. Built-in translucent panels provide light for both quarter berths. She's rigged for simplicity and action—easy trailering, rigging, launching, loading and sailing. Mainsail, 110% genoa and rigging are all included.

STANDARD: Swing keel with lock and silent stainless-steel pennant. Kick-up rudder with inboard tiller. Self-bailing cockpit. Waterline and cove striping. Sliding hatch. Textured seats and cabin top. Fuel tank locker. Double v-berth, two quarter berths (cushions optional). Smooth fiberglass cabin headliner. Quality hardware. Harken blocks. Dacron mainsail (provisions for jiffy reefing). 110% genoa. Halyards and sheets. Stainless-steel standing rigging. Anodized aluminum spars.

OPTIONS: Cabin and running lights. Mainsheet traveler. Cockpit cushions. Quarter berth cushions. Vee-berth cushions. Portable toilet. Galley with 2-burner alcohol stove, sink, 5-gal. water tank. Two portable ice chests. Two windows. Bow pulpit. Stern rail. Lifelines, stanchions. Mosquito screens. Outboard bracket. Mainsail cover. Cockpit table. Jib sheet winches. Jiffy reefing. 130% genoa with roller furling. 150% and 170% genoas. Spinnaker with pole, fittings. Boom vang. Boarding ladder. Cockpit cover. Bimini top for cockpit area. Rail curtains. Privacy curtains. Cradle.



SPECIFICATIONS: Overall length 20'0". Waterline 18'0". Beam 7'11". Draft: 1'11" to 5'7". Displacement 2200 lbs. Ballast: Fixed Keel 400 lbs., Swing Keel 410 lbs. Sail Area (sq. ft.): Main, 79, 110% Genoa 114. Berths 4. Recommended Chrysler outboards: 4-10 hp. Colors: Gold hull with white deck, or white hull with gold deck. Consulting designer: Halsey C. Herreshoff.



Chrysler *Buccaneer*

Chrysler's 18' Buccaneer proved herself in national One-Of-A-Kind sail racing even before she was introduced! And today she's one of the fastest growing one-design classes — as well as a popular family daysailer.


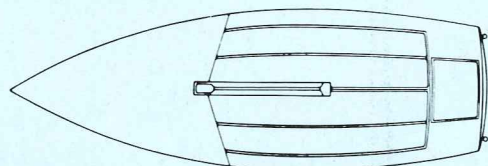
Considered by experts to be a breakthrough in performance design, Buccaneer's unique hull shape with long, lean bow and wide, flat stern lines makes her easy to drive to windward, quick to plane, yet surprisingly stable, dry and easy to handle even for the novice. Her spacious 7'3" cockpit with molded-in skid-resistant seats, deck and floor, plenty of storage, and rear deck hatch large enough for an outboard motor, make her an enviable family picnic sailer.

This performance purebred is so beautifully balanced and easy to handle, beginners learn the ropes quickly and season sailors perform circles around competition.

STANDARD: 4-oz. roller-furling Dacron jib, window. 4-oz. Dacron mainsail with 4 battens and mid-boom sheeting. Adjustable foil-shape centerboard and rudder. Fingertip-control tiller with pivoting extension. Adjustable stainless standing rigging. Dacron running rigging. Foam-filled anodized aluminum spars and fiberglass hull.

OPTIONS: Spinnaker with full gear. Olympic-type spinnaker launcher. Jib barber haulers. Boat cover. Boom vang. Hiking straps. Twin suction bailers. Outboard bracket.

SPECIFICATIONS: Overall length 18'0". Waterline 16'8". Beam 6'0". Draft, CB up 7", CB down 3'10½". Approx. Wt. Fully Rigged 500 lbs. Sail Area (sq. ft.): Total—175, Main—114, Jib—61, Spinnaker—178. Mast Length 24'0". Capacity 6. Colors: Blue or red hull with white deck. Recommended Chrysler outboards—4 to 6 hp. Consulting designer: J. R. Macalpine-Downie.



Chrysler Mutineer

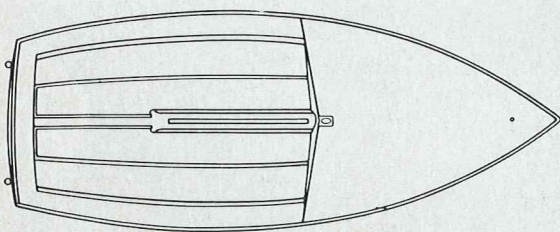
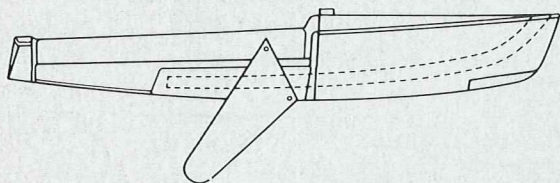
The innovative 15' sloop that's in a class all her own for comfort and handling ease. The all-around fun boat/daysailer for families, couples or individuals. Her exceptionally wide beam (as big as many 18-footers) and spacious 7' cockpit make it easy for her to carry a large crew, yet sail on her proper lines. Because of her size, stability and sail-reducing capabilities, she also makes an excellent trainer.

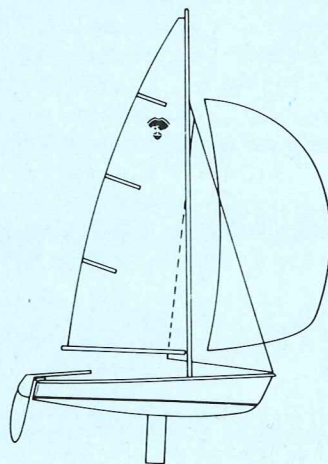

Mutineer feels every wisp of breeze; sails close to the wind on her main alone or on just a jib in heavy air. With almost effortless control she moves easily through the water with very little wake or displacement.

STANDARD: Roller-furling 4-oz. Dacron jib you can reef from the cockpit. Molded-in textured seats. Skid-resistant deck and flooring. Foil-shape centerboard with low trunk for extra "people room." Foam flotation under sides, foredeck and in aluminum spars. Adjustable foil-shape rudder. Pivoting tiller extension. Stainless standing rigging. Race-type hardware. Dacron running rigging. 4-batten, 4-oz. Dacron mainsail with mid-boom sheeting. Plenty of dry storage.

OPTIONS: Spinnaker with full gear. Olympic-type foredeck spinnaker launcher. Boom vang. Cockpit cover. Outboard bracket. Jib barber haulers. Cockpit bailers. Hiking straps.

SPECIFICATIONS: Overall length 15'0". Waterline 14'1". Beam 6'0". Draft, CB up 8", CB down 4'1". Sail Area (sq. ft.): Total—150, Main—100, Jib—50, Spinnaker—166. Mast Length 21'8". Capacity 4. Approx. Wt. Fully Rigged 410 lbs. Recommended Chrysler outboards—4 to 5 hp. Colors: Yellow or lime hull with white deck. Consulting designer: J. R. Macalpine-Downie.





Chrysler Pirateer

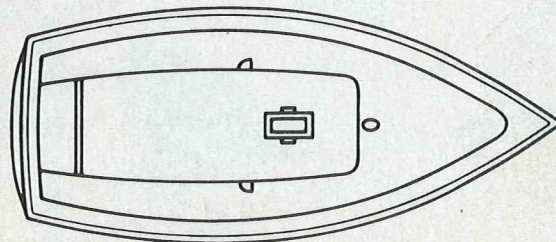
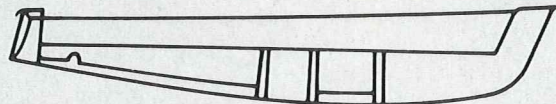
Chrysler's 13' planing-hull sailing dinghy is portably light in weight, yet safe, stable and forgiving for beginners . . . a great trainer . . . a family fun boat . . . or a winning challenger for experienced sailors. Handsome, wide-open and beamy with a powerful bow, she has foam flotation in hull, spars and between hull and deck for safety. She'll hold 2-3 people with ease. Her sloop rig—mainsail, jib and optional spinnaker—is easy to handle and enables her to walk away from other boats of her type, even in the lightest of breezes. If knocked down, she's easily righted by a single hander.

She's practically maintenance-free with her smooth fiberglass hull, textured anti-skid surfaces and corrosion-resistant rigging, hardware and fittings. Her design and style give her the look of bigger sloops.

STANDARD: Dacron mainsail, jib, halyards and sheets. Jib sheet cleats (2) recessed into seats for convenience and comfort. Anodized aluminum mast and boom with built-in foam flotation. Hinged mast step for quick, easy rigging and unrigging. Kick-up rudder. Wooden locking daggerboard. Hiking stick on tiller. Textured, skid-resistant surfaces. Molded-in seats. Stainless-steel standing rigging. Husky bow and stern eyes. Smooth fiberglass inner hull liner. Provision for an ice box in the stern. Foam hull flotation. Transom drain.

OPTIONS: Jib furling gear. Spinnaker, pole and fittings. Boat cover. Outboard motor bracket. Bow cover. Boom vang. Portable 25-qt. ice chest. Hiking straps. Cockpit bailers.

SPECIFICATIONS: Overall length 13'0". Waterline 12'2". Beam 5'6". Draft, board up 8½", board down 3'4". Approximate weight fully rigged 300 lbs. Sail Area (sq. ft.): Total—90, Main—60, Jib—30, Spinnaker—130. Mast length 18'6". Capacity 3. Colors: Orange hull, white deck or white hull w/ white deck. Recommended Chrysler outboard 4 hp. Consulting designer: J. R. Macalpine-Downie.



Chrysler Dagger

The hi-performance, quick-planing, 14'6" Chrysler Dagger. Low, light, sleek and sassy, she's ready to challenge the best of the hot boats with a single-hander or crew of two. For leisurely fun boating she sails easily on her lines with 2-3 people. Should she capsize, one person can pop her back up and sail away while her double cockpit bails itself dry. Hull is foam-filled for positive flotation. Dagger is easy to rig, handle, trailer or carry on car top. Cat-rigged Dacron sail is loose-footed. Halyard is inside the stayed mast for minimal wind resistance. All running gear—including up-down rudder, pivoting tiller extension, foil-shaped daggerboard and mainsheet—is located so a single-hander can control her without moving inboard from the hiking position. Chrysler Dagger . . . a new class of one!

STANDARD: Loose-footed Dacron mainsail (85 sq. ft.), 3 battens. Colorful lime-blue-orange-white sail striping coordinates with hull colors. Adjustable outhaul. Downhaul. Foam-filled, anodized aluminum hinged-step mast. Anodized aluminum boom. Stainless standing rigging. Dacron halyard, mainsheet. Foil-shape mahogany daggerboard. Harken blocks. Foil-shape mahogany rudder with extension controls up-down from tiller. Textured deck surfaces. Foam flotation.

OPTIONS: Cockpit bailers. Hiking straps. Boom vang. Cockpit cover.

SPECIFICATIONS: Overall length 14'6". Waterline 13'3". Beam 4'9". Draft 6" to 2'7". Std. sail area 85 sq. ft. Mast length 19'6". Capacity 2-3. Approx. hull wt. 180 lbs. Colors: Blue hull w/white deck; lime w/white deck; or white hull and deck. Consulting designer: J. R. Macalpine-Downie.



Chrysler "Sailor" Auxiliary Outboards: Specially Designed for Sailboat Hulls.

Chrysler "Sailors" give exceptional maneuverability, quick stopping power, more muscle to push heavy hulls. "Sailor" 250 was named because it produces 250 lbs. forward static thrust. And the all-new "Sailor" 150 produces 150 lbs. forward static thrust. Both deliver more reverse thrust than some standard 20s. Both have 20" motor legs (15" also on "Sailor" 150), 13:37 gear ratios, above-prop exhaust, and oversize 3-blade props.

"Sailor" 250 is electric-start with alternator, push-button starting. "Sailor" 150 is manual-start with pull-from-any-angle starter, loop-charging, a.c. alternator for lighting (d.c. rectifier for battery charging optional).

Marine Products Group, Chrysler Corporation,
P.O. Box 2641, Detroit, Mich. 48231
Chrysler Canada Outboard Limited,
Barrie, Ontario, Canada

Although all descriptions and pictorial representations of the products in this catalog are believed to be correct at the time of publication, accuracy cannot be guaranteed. The policy of Marine Products, Chrysler Corporation, is one of continual improvement. Therefore, equipment, colors, materials and other specifications, model availability and prices are subject to change without notice or obligation.



313-555-1210

