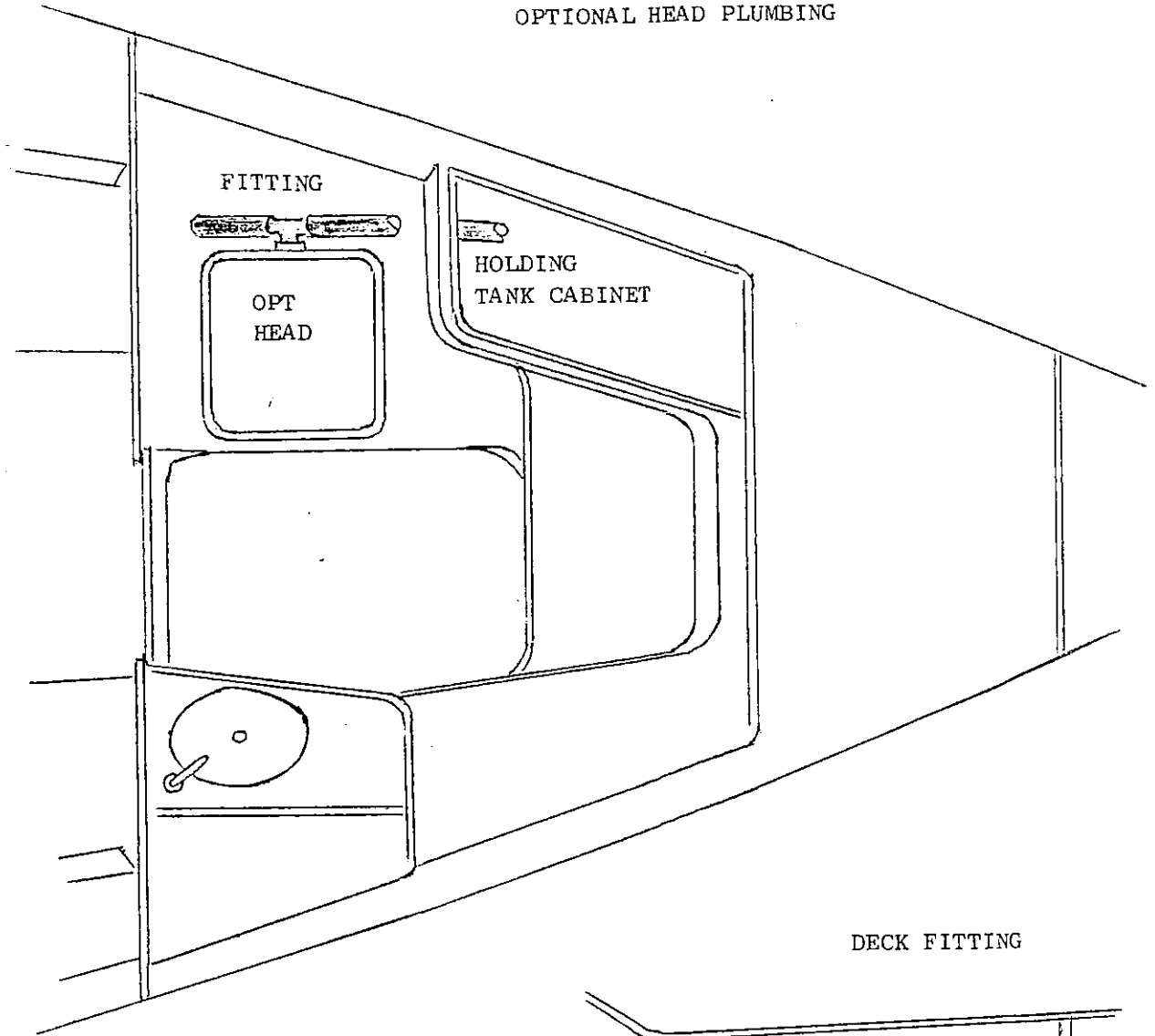
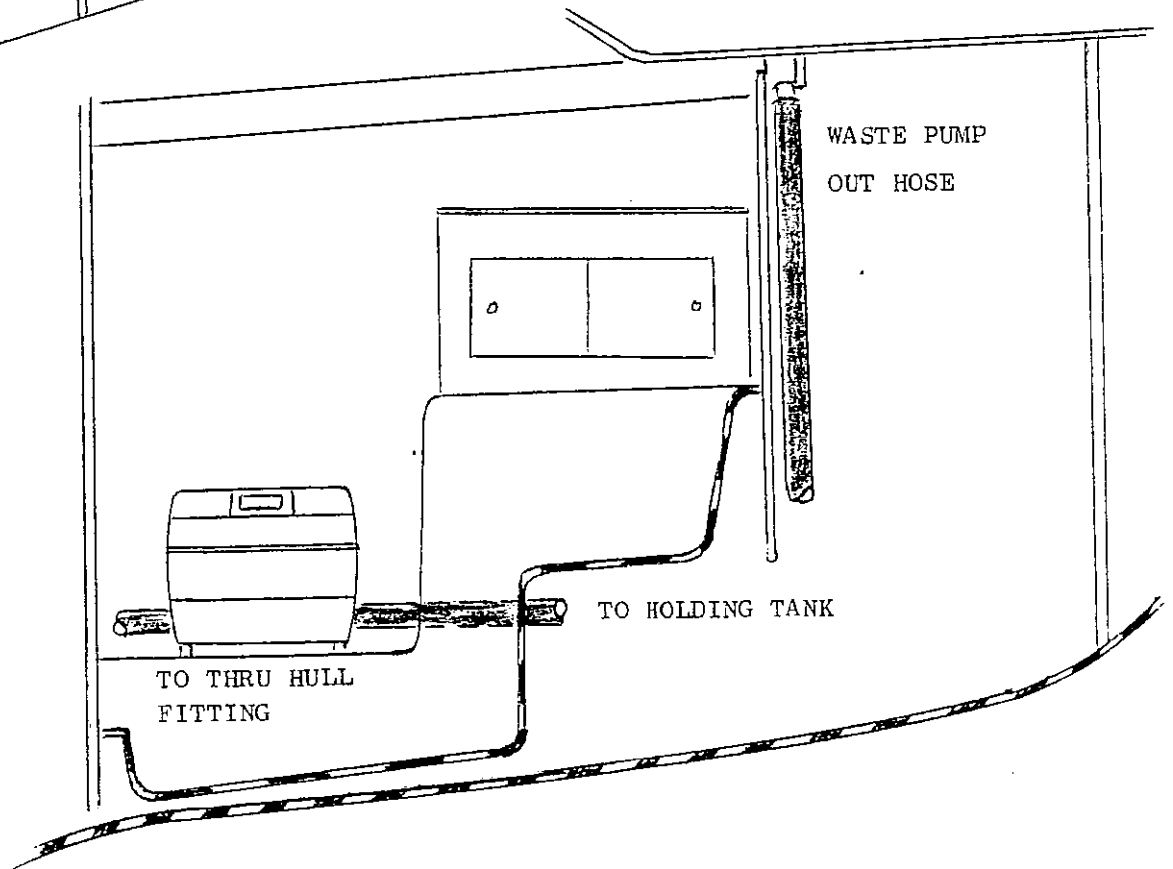
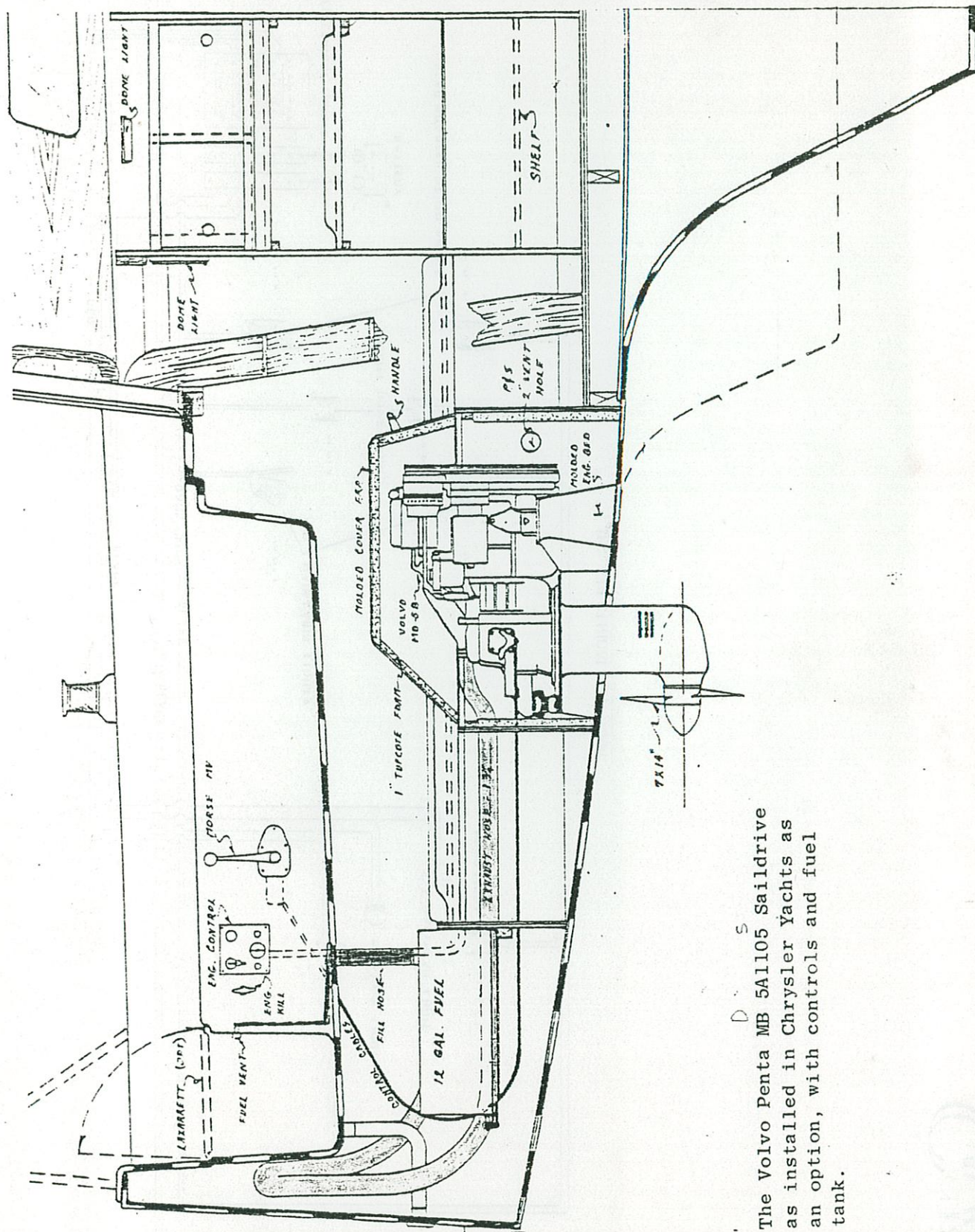


OPTIONAL HEAD PLUMBING

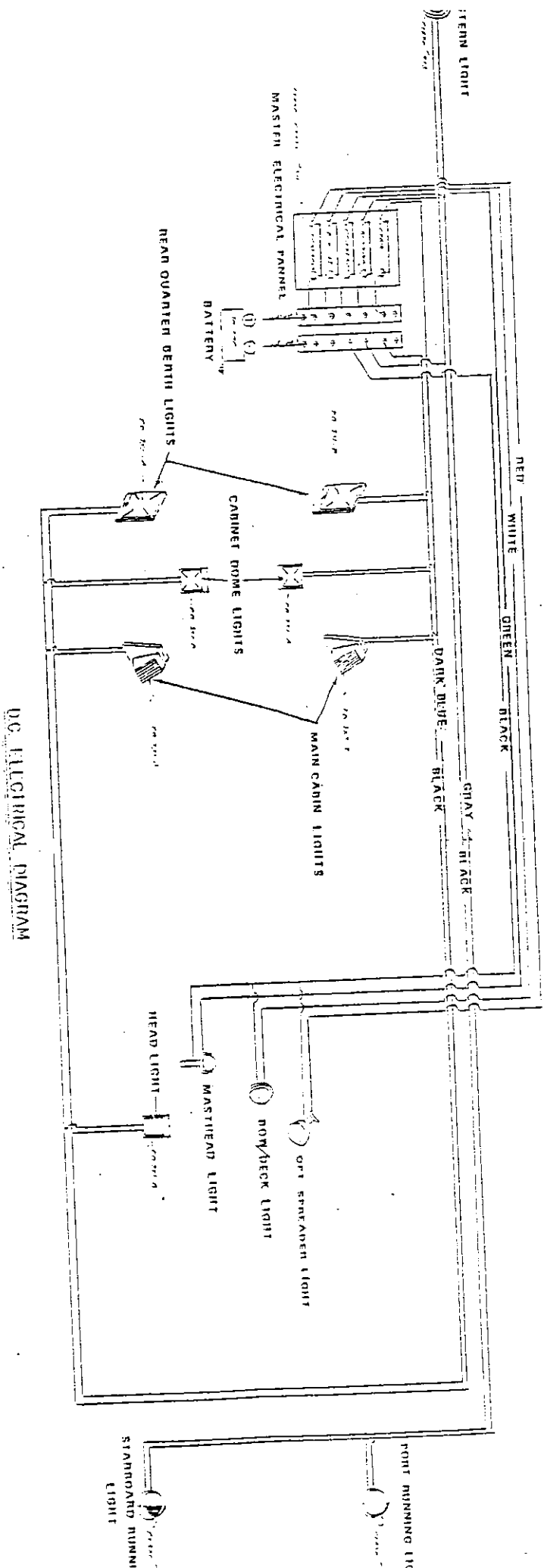


DECK FITTING





D. S.  
 The Volvo Penta MB 5A1105 Saildrive  
 as installed in Chrysler Yachts as  
 an option, with controls and fuel  
 tank.



DC ELECTRICAL DIAGRAM



C Y 27

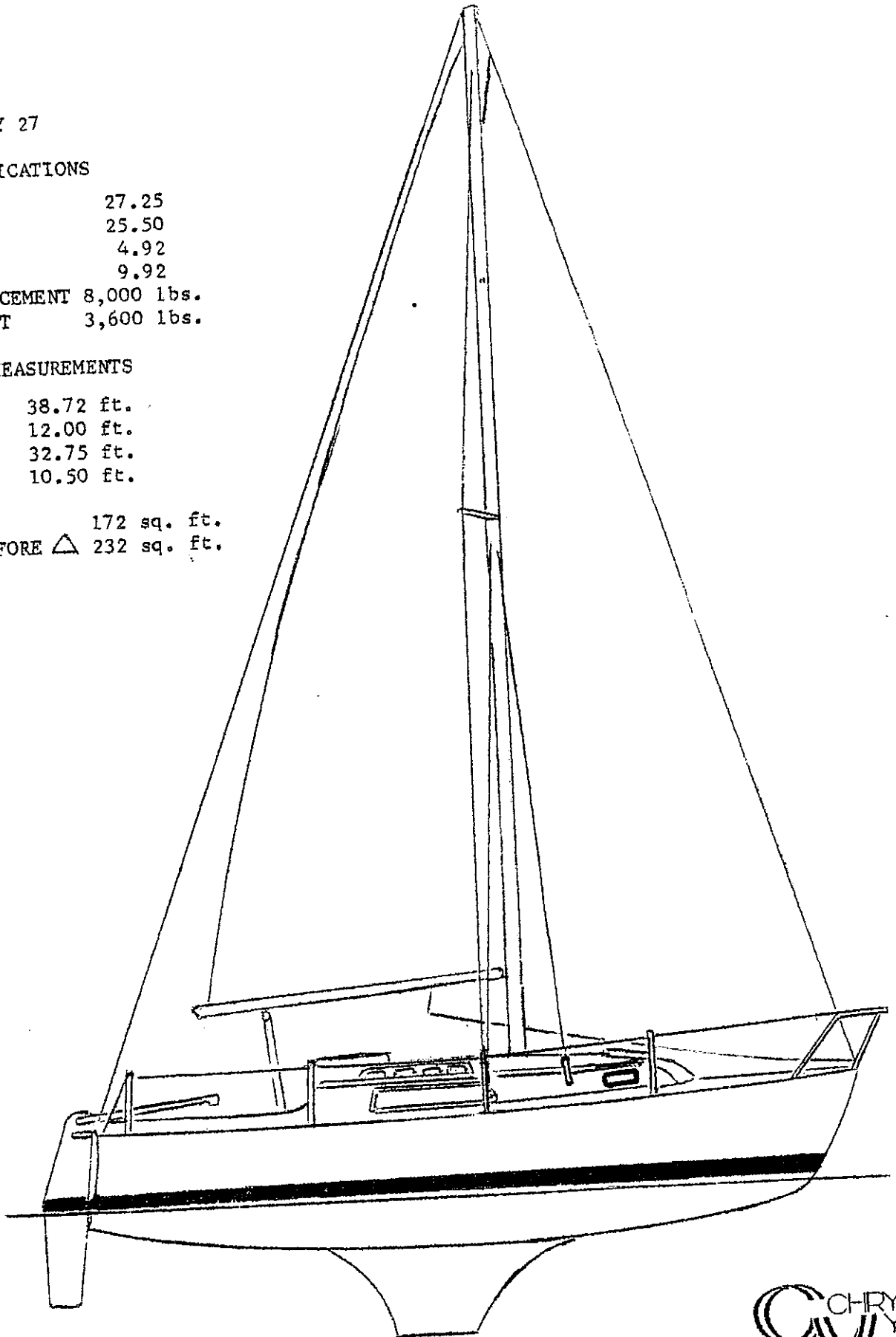
SPECIFICATIONS

LOA 27.25  
LWL 25.50  
DRAFT 4.92  
BEAM 9.92  
DISPLACEMENT 8,000 lbs.  
BALLAST 3,600 lbs.

SAIL MEASUREMENTS

I 38.72 ft.  
J 12.00 ft.  
P 32.75 ft.  
E 10.50 ft.

MAIN 172 sq. ft.  
100% FORE  $\Delta$  232 sq. ft.





C Y 27

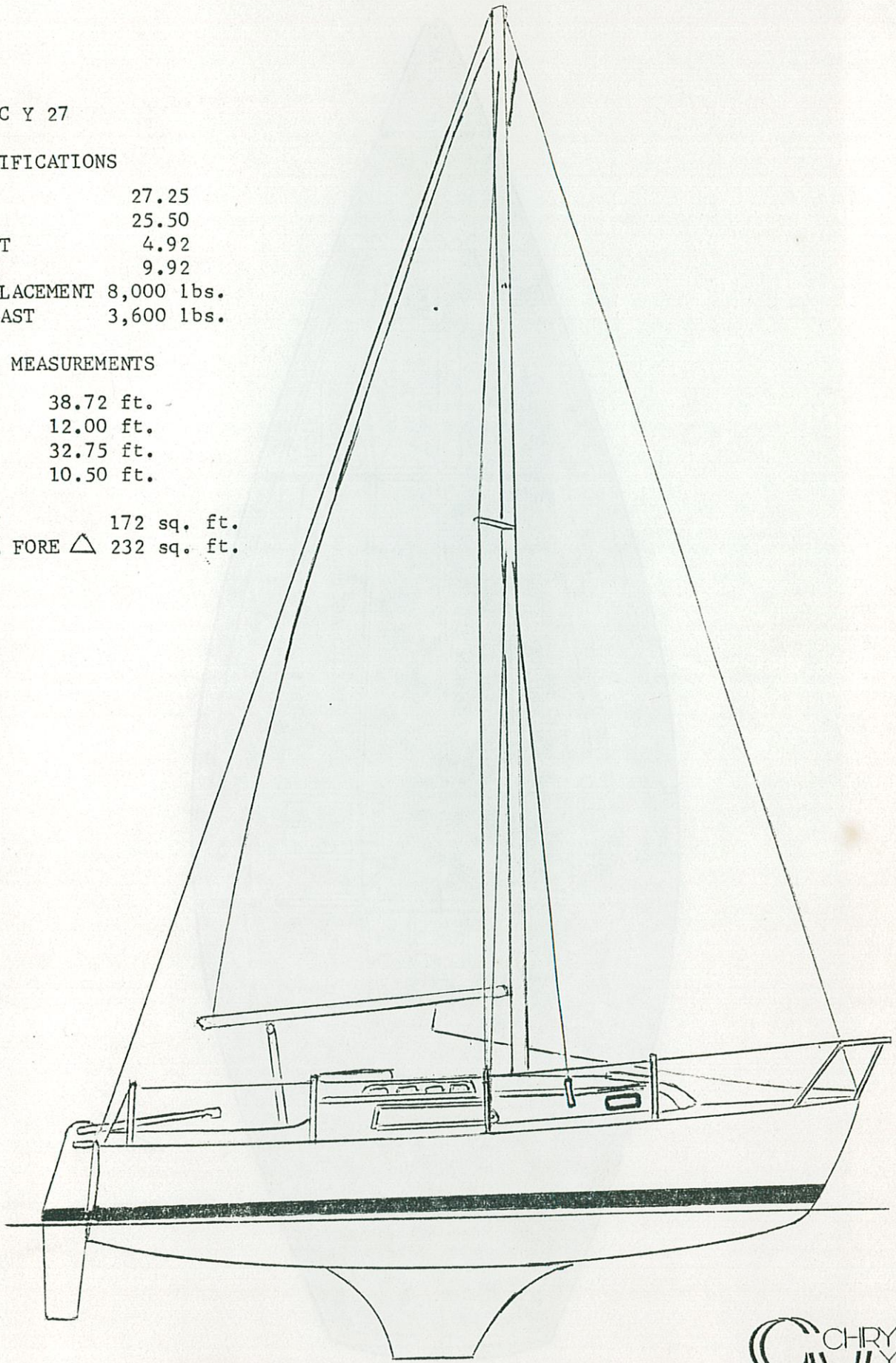
SPECIFICATIONS

LOA	27.25
LWL	25.50
DRAFT	4.92
BEAM	9.92
DISPLACEMENT	8,000 lbs.
BALLAST	3,600 lbs.


SAIL MEASUREMENTS

I	38.72 ft.
J	12.00 ft.
P	32.75 ft.
E	10.50 ft.

MAIN	172 sq. ft.
100% FORE $\triangle$	232 sq. ft.











# Kenyon Marine

## WARRANTY AND SERVICE CENTERS

### STOVES

#### CALIFORNIA

\*\* COASTAL ENTERPRISES  
676 W. 17th St.  
Corona Del Mar, Ca. 92627  
(714) 646-3305

\*\* EDINGER  
399 Harbor Dr.  
Sausalito, Ca. 94965

\*\* KENYON MARINE  
2730B South Main St.  
Santa Ana, Ca. 92727  
(714) 546-1101

\*\* PROPER TIGHE MARINE  
2427 Clement Ave.  
Alameda, Ca. 94501

\*\* SURE MARINE  
5320 28th Ave. S. W.  
Seattle, Wa. 98107

#### CONNECTICUT

\*\* BAYREUTHER BOAT YARD INC.  
Smith Cove  
Niantic, Ct. 06357

\*\* KENYON MARINE  
New Whitfield St.  
Guilford, Ct. 06437  
(203) 453-4374

#### FLORIDA

\*\* FLEET MARINE  
1820 N. E. 146th St.  
No. Miami, Fla. 33181

\*\* JOHNSON SAILS  
13185 49th St. North  
St. Petersburg, Fla. 33732

#### FLORIDA CONT'D

\*\* LEWIS MARINE  
P.O.Box 21107  
Ft. Lauderdale, Fla. 33316

#### NEW JERSEY

\*\* JAY MARINE  
St. Hwy. 38 Rudderow Ave.  
Maple Shade, N. J. 08052

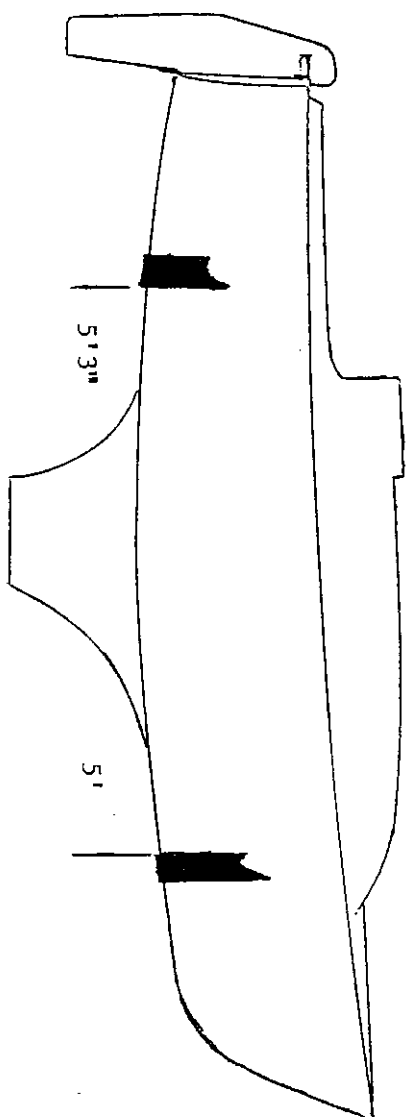
#### RHODE ISLAND

\*\* BAYREUTHER BOAT YARD INC.  
Smith Cove  
Niantic, Ct. 06357

CHRYSLER YACHT 27

SLING LOCATIONS

NOTE: No the swing keel model the aft sling is located six (6) foot from keel. The forward sling is located five (5) foot forward of the keel.



NOTE: These measurements located on the drawing are for the standard keel.



it will be offered as a fixed keel and shoal draft swing-keel model. The high-aspect rig and sail plan will offer greater stability, acceleration and control without paying too much penalty under the M.O.R.C. rules. Designed and built as a superior race/cruiser, she will provide top performance and comfort for her skipper.

Tomorrow's racing standards and today's desire for comfort and luxury have everything to do with the new S-27.

The evolutionary S-27 has a cabin plan that changes when you do...

Go forward and you'll see the most practical usage of space available on any boat this size the extra spacious head is designed with a floor drain and shower seat. Hanging lockers and extra storage space forward instead of conventional berths provide a dressing room, sail storage and reduces undesirable bow weight. The practicality of this arrangement creates more privacy (the head is not right next to the sleeping area), more space and less bow weight. Two large single berths aft and a large single berth and a double berth in the main salon provide ample room to sleep five adults. The galley provides two working areas -- the stainless steel sink is located starboard and the stove is on the port side. Plenty of storage and bifold navigation table allows for maximum usage of the galley area.

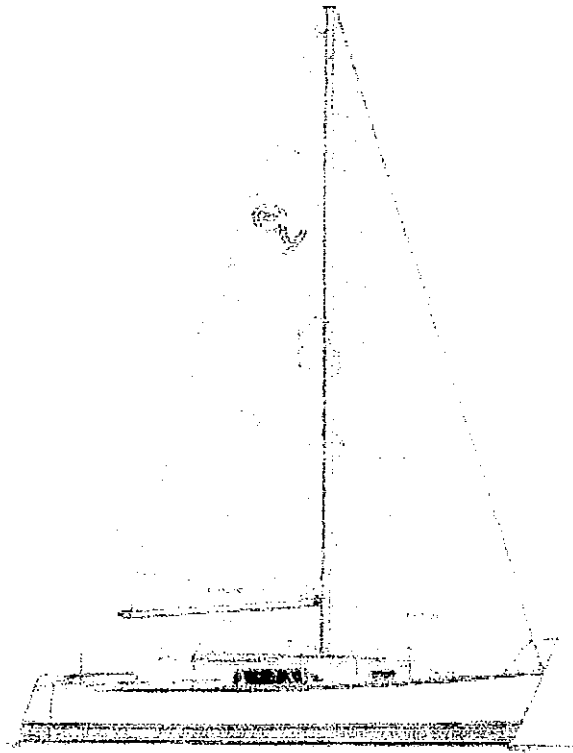
#### SPECIFICATIONS:

- Designer: Charles E. Morgan
- LOA: 27.25'
- LWL: 25.50'
- Draft: 4.92'
- Beam: 9.92'
- Displacement: 8000 lbs.
- Ballast: 4250 lbs.
- Color: white
- Trim: Teak (toe rails, hand rails, hatch hinge mounts)

#### Sail Measurements:

- I 38.72 ft.
  - J 12.00 ft.
  - P 32.75 ft.
  - E 10.50 ft.
-

## Chrysler Yachts S-27



### Chrysler Yachts S-27 Drawings

Thanks go to David Kain for scanning and sending these S-27 drawings.

- [Basic Boat Drawing / Cabin Layout / Specifications](#)
- [Ad Drawing: "The Yacht For All Reasons"](#)
- [Accommodation Plan A: Offshore Racing Interior](#)
- [Accommodation Plan B: Family Cruising Interior](#)

Source: *The Quarterdeck*, April 1979

GENERAL: The S-27 is the culmination of the testing and racing of the Morgan-27 and